


## Proposes a lightweight, compact-structure cable and hose carrier system

Closing tool



### Easy to handle thanks to its zipper structure

With the TKZP Series, cables and hoses can be set just by wrapping the cable carrier around the cables/hoses and zipping it up on the inside. This contributes to reduced labor for installation or maintenance of cables/hoses. In addition, it is easy to cut to the required length.

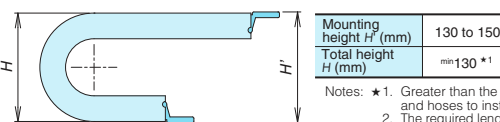
### Provides stable movement and low noise/low wear generating operation

Can bend in only one direction. Enables quiet, low wear operation thanks to its short-pitch and link-less structure. Contributes to protection of cables and hoses and maintaining a clean environment.

### Cable/hose storage

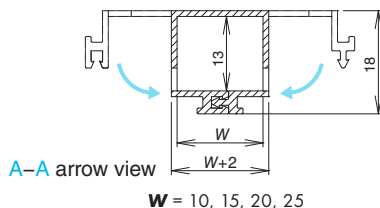
Cable/hose outer diameter (mm)	φ6 or less
Installing capacity	40% or less

### Installation dimensions



Notes: ★1. Greater than the rigidity of the cables and hoses to install.  
2. The required length changes when the mounting height is 150 mm or greater.

### Cross-section dimensions



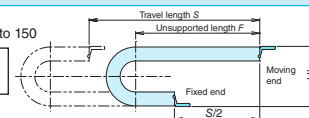
### Required length calculation

When mounting height  $H' = 130$  to 150

$$\text{Minimum required length} = \frac{S}{2} + 270$$

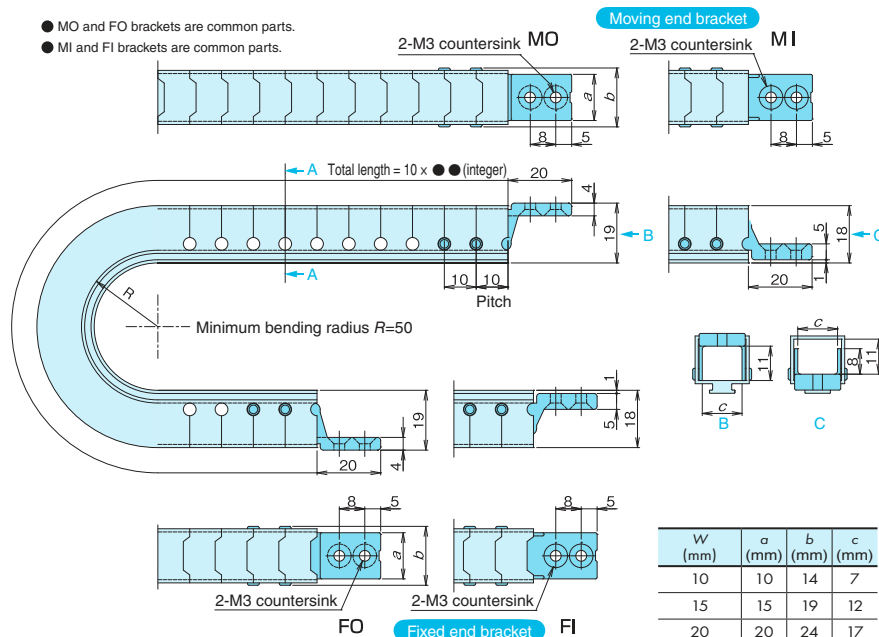
(Integer multiple of 10)

Note: When fixed end is at the center of the travel length. Round up to integer multiple of 10 after calculating.



### Dimensions & brackets

- MO and FO brackets are common parts.
- MI and FI brackets are common parts.



W (mm)	a (mm)	b (mm)	c (mm)
10	10	14	7
15	15	19	12
20	20	24	17
25	25	29	22

### Basic specifications/capacities

Model number	Material (color)		Operating temperature range (°C)
	Link	Bracket	
TKZP10H13-40W10	Special plastic (black/gray)	Engineering plastic (black)	10 to 80
TKZP10H13-40W15			
TKZP10H13-40W20			
TKZP10H13-40W25			

Model number	Maximum additional load (kg/m)
TKZP10H13-40W10	0.1
TKZP10H13-40W15	
TKZP10H13-40W20	0.2
TKZP10H13-40W25	

Maximum travel length (mm)	Maximum unsupported length (mm)	Maximum travel speed (m/min)	Maximum acceleration (m/s <sup>2</sup> )
1000 *	550 *	100	5

★: The maximum value for additional load is 0 to 0.1 kg/m or 0.2 kg/m.

### Model number

## TKZP10H13-40W (1)

(1) Inner width
10
15
20
25

Note: Length per piece is 10 m.

### Closing tool

Model number	For cable carrier model number
TKZP10H13-AST	TKZP10H13-40W10
	TKZP10H13-40W15
	TKZP10H13-40W20
	TKZP10H13-40W25

Note: One closing tool is included per box.

### Bracket

Model number	For cable carrier model number
TKZP10H13W10-MO	TKZP10H13-40W10
TKZP10H13W10-MI	
TKZP10H13W10-FO	
TKZP10H13W10-FI	TKZP10H13-40W15
TKZP10H13W15-MO	
TKZP10H13W15-MI	
TKZP10H13W15-FO	
TKZP10H13W15-FI	TKZP10H13-40W20
TKZP10H13W20-MO	
TKZP10H13W20-MI	
TKZP10H13W20-FO	
TKZP10H13W20-FI	TKZP10H13-40W25
TKZP10H13W25-MO	
TKZP10H13W25-MI	
TKZP10H13W25-FO	
TKZP10H13W25-FI	



**PT. MASA JAYA PERKASA**

**M** [info@masajayaperkasa.com](mailto:info@masajayaperkasa.com)

**Jl. Hayam Wuruk No. 76,  
Jakarta Barat, DKI Jakarta 11160**

**(+62)21-649-6496**

**(+62)852-1116-7713**